

# Portico UK

## 1 | About us


As a deep water cargo terminal close to the main shipping channels, Portico is ideally placed to handle your sea freight from ship to shore & beyond. We can also offer logistics services right across the UK, providing you with a complete end-to-end solution for your goods. We can handle your freight and liner bookings, arrange transport to collect your goods and deliver them to the port and ship your goods to final destination.

Located within Portsmouth International Port with direct access to the UK's motorway network, we're the first choice for customers looking for an efficient and cost-effective cargo handling, stevedoring and logistics service.

With two multi-functional conventional quays and cranes capable of carrying out tandem lifts of up to 250 tonnes, if it arrives by sea and needs lifting and shifting, we'll take care of it.









We also specialise in fresh produce, handling pineapples, sweet potatoes, citrus to tomatoes, and most famously, bananas. Our site has temperature controlled warehousing, and we can set our warehouses at temperatures ranging from 1°C to 20°C. We also have ambient warehousing on-site for any non-temperature controlled cargo.

If you need customs agency, liner agency and freight forwarding services, our experienced in-house teams can take care of you.



## 2 | Services

We have all these following services under one roof, we can strip goods, sort inspections, scan, clear and get your goods out the door in a matter of minutes:

-  Stevedoring
-  Warehousing
-  3PL (third-party logistics) service
-  Haulage
-  Liner Agency
-  Freight forwarding
-  Customs agency
-  Shipping agency

### Description of the berth(s)

- Albert Johnson Quay (AJQ)
- Length: 285 m
- Maximum size of vessel: 236 m
- Depth (floating fenders OUT): 7,3 m CD
- Depth (floating fenders IN): 9,0 m CD
- Flathouse Quay (FHQ)
- Length: 190 m
- Maximum size of vessel: 170 m
- Depth: 8.3 m CD
- Portsmouth is tidal, LW can be over 2m plus CD
- As a general rule there is very little constraints for vessels arriving/departing Portsmouth

- We have four Gottwald mobile harbour cranes, up to 125 tonnes.
- Tandem lifts of a combined weight up to 250 tonnes.
- Sennebogen 870 Mobile Special “E” material handler
- Four reachstackers
- Multiple tugs and flt up to 28t

### Description of terminal

- We have capacity for approx 2000 TEU
- Reefer Plugs : With access to 250 plugs, we have plenty of power available.

### Warehousing :

- State-of-the-art warehouses, with the ability to store a variety of fresh produce at varying degrees, at the same time.
- We know what can and can't be stored together, due to the delicate storage process required.
- Ambient – 8,500m<sup>2</sup> warehouse
- Refrigerated – Approx 6,000 pallet spaces

